

USER GENERAL/LOGIN FAQ'S:

50. Who is a user?

ANS: A user can be any individual who is not listing with us as a vendor Or business, but is using We-linki website or app to view other listing and also using We-linki platform to create personalised categories and save links.

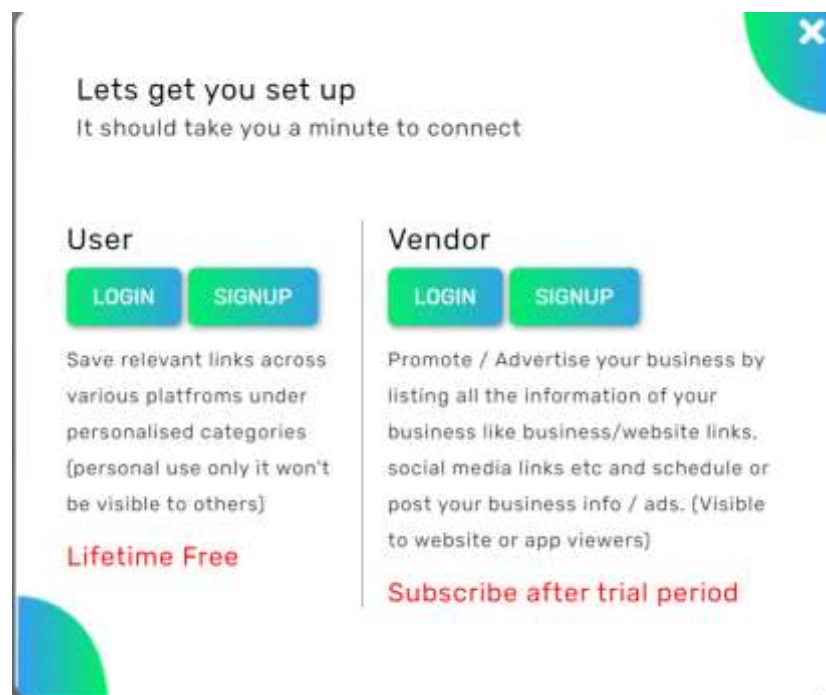
51. How to login and upload my profile as a user?

ANS: Follow the following steps:

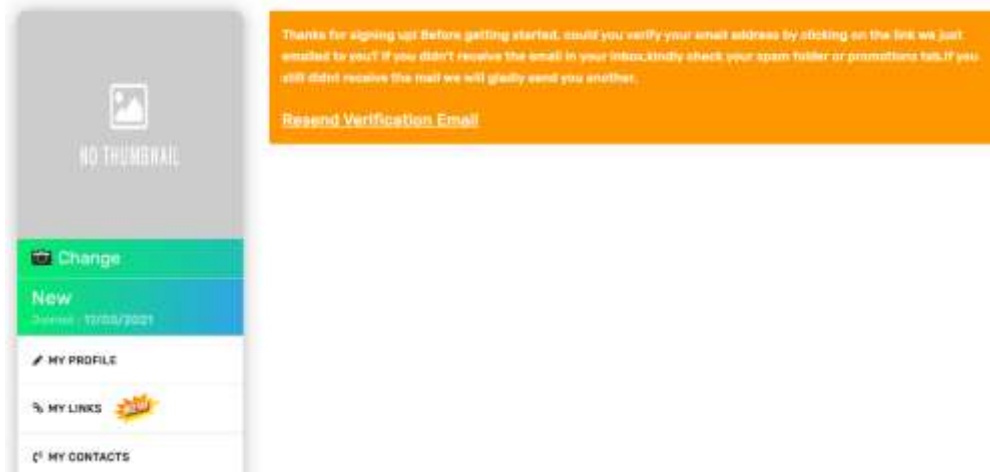
1. Go to the **register** button shown in the top right-hand corner in home page.



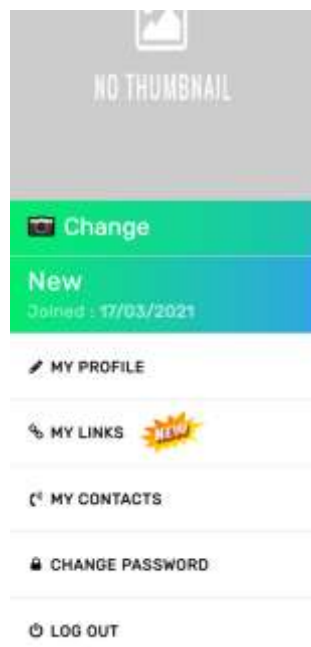
2. The below form opens. Under user- click on login if you have an account with us. Click on signup in case of new account. Fill in the details and submit.

A screenshot of a registration form titled 'Lets get you set up' with the subtitle 'It should take you a minute to connect'. The form is divided into two columns: 'User' and 'Vendor'. The 'User' column has 'LOGIN' and 'SIGNUP' buttons, followed by the text: 'Save relevant links across various platforms under personalised categories (personal use only it won't be visible to others)' and 'Lifetime Free'. The 'Vendor' column has 'LOGIN' and 'SIGNUP' buttons, followed by the text: 'Promote / Advertise your business by listing all the information of your business like business/website links, social media links etc and schedule or post your business info / ads. (Visible to website or app viewers)' and 'Subscribe after trial period'. There is a close button (X) in the top right corner of the form.

3. In case of new account, you will be asked to verify your email address. After Verification of email. You can access the features. Your dashboard will look as below.



4. After verification of email. You will get access to your dashboard with all the features.



7. Click on **My Profile** and you are directed to the **user dashboard**. Fill in the details in My Account and Save, a popup with your profile is successfully updated will appear.

My Account CHANGE PASSWORD

NAME *
new

EMAIL ADDRESS *
[REDACTED]

MOBILE NO.
[REDACTED]

STATE * CITY * PIN CODE *

Enter state Enter city Enter pin code

ADDRESS
Enter address

JOINING DATE : USER ID :

2021-03-17 UID00016

8. By following the above steps you will be able to login and create profile.

52. What are the details to be provided as a user?

ANS: While Signing up very basic details like phone number and email address will be asked.

You can change the password after signing up.

You can complete the other profile information by giving profile pic, email id, country, state, pin code etc.

53. Is the app or website free for user?

ANS: Yes, it's absolutely free.